




Super Minds 4 M1

Workbook
Answer key



- 1**  **WB p4** Look at the pictures and letters. Write the words.

Key: 2 journalist, 3 microphone, 4 band, 5 dodgem cars, 6 roller coaster, 7 big wheel, 8 roundabout, 9 mayor

- 2** **WB p4** Read and write the words.


Key: 2 mayor, 3 photographer, 4 big wheel, dodgem cars, rollercoaster, roundabout

- 1** **WB p5** Match the questions and answers.


Key: 2 d, 3 f, 4 h, 5 b, 6 c, 7 e, 8 a

- 2** **WB p5** Complete the questions.

Key: 2 Where, 3 Have, 4 Is, 5 Has, 6 What, 7 How, 8 Do

- 2**  **WB p6** Is it Ben or Lucy in the song? Write the sentences in the correct box.

Key: Ben: I like adventure. I love exploring things. Lucy: I find the treasure. I'm not scared of anything.

- 1**  **001 WB p7** What did Emma do at the party? Listen and tick ☒.

Key: Tick ☒ 1, 4 and 8

- 2** **WB p7** Complete the questions.

Key: 2 Was, 3 Did, 4 Was, 5 Did, 6 Were

- 3** **WB p7** Write questions for the answers.


Key: 2 What did you watch? 3 Was it a good film? 4 Did you watch the football match?

- 1** **WB p8** Read the story *The map* again. Then put the sentences in order.

Key: 5, (1), 3, 2, 6, 4

- 2** **WB p8** Read and write the words.

Key: 2 go, 3 find, 4 rhyme, 5 quiz, 6 is

- 3**  **WB p8** The pictures on the map tell Ben and Lucy where to look. Look, guess and write sentences. Use words from the box.

Key (possible answers): 2 They have to find a restaurant. 3 They have to find a station. 4 They have to find a statue. 5 They have to find a concert hall. 6 They have to find a lake.

- 1** **WB p9** Colour the bricks to make sentences. Write in the missing words.

Key: 2 Do your parents speak Spanish? 3 Where did you go on holiday last summer? 4 Did you watch TV yesterday? 5 What did you do at the weekend?

- 2** **WB p9** Match the rhyming words.



Key: rhyme-time, shoe-glue, toe-snow, cheese-trees

- 1** **WB p10** Complete the words. Then look and match.

Key: 2 h helmet, 3 a shield, 4 i bow and arrow, 5 b knight, 6 d necklace, 7 g crown, 8 c belt, 9 f queen, 10 j bracelet

2 **WB p10** Look, read and number the sentences.

Key: b 2, c 1, d 4

3   **WB p10** Imagine you are a queen or a knight. What are you wearing? Write sentences.

Key: to personalise the language

1 **WB p11** Look and write the sentences under the pictures.


Key: 2 I must do my homework. 3 I must drink more water. 4 I mustn't eat too much ice cream. 5 I must spend time with my grandparents. 6 I mustn't touch my sister's things.

2 **WB p11** Complete with *must* or *mustn't* and a word from the box.

Key: 2 mustn't shout, 3 mustn't drink, 4 must keep, 5 mustn't buy, 6 mustn't use

1  **WB p12** Remember the song. Match.

Key: must – listen quietly, write about the trip; mustn't – take photos, use my mobile phone, shout, run

3  **WB p12** Write the phrases from the box in the correct column. Then add one more to each column.

Key: In class I must be polite, help my classmates, be on time, help my teacher; In class I mustn't make noise, eat sweets, listen to music on my phone, make a mess

1 **WB p13** Circle the correct word.

Key: 2 her, 3 us, 4 them, 5 her, 6 him

2 **WB p13** Change the sentences.

Key: 2 Don't take them. 3 Please don't shout at us. 4 Please don't give it/her any bananas or Please don't give any bananas to it/her.

1 **WB p14** Read the story *The knight* again. Write *t* (true) or *f* (false).

Key: 2 t, 3 f, 4 t, 5 f, 6 f

2 **WB p14** Read and write the words.

Key: 2 knight, 3 children, 4 going, 5 chase, 6 queen

3 **WB p14** Look and match. Then complete the sentences.

Key: 2 The owl is from the Nature Museum. 3 The motorbike is from the Science Museum. 4 The shield is from the History Museum. 5 The plane is from the Science Museum. 6 The knight is from the History Museum.

1 **003** **WB p15** Listen and write the missing words. Then say with a friend.

Key: 1 That was close, 2 I've got

2 **WB p15** Match the sounds and colour the squares yellow or brown.

Key: Yellow: bow and arrow, know, window, show, snow; Brown: crown, how, town, now, flower

1 **WB p16** Read Aunt Jill's stories again. Complete the sentences.



Key: 2 swimming, 3 face green, 4 bowl, 5 forgets things, 6 shop

- 2**  **WB p16** Write t (true) or f (false).


Key: 2 t, 3 t, 4 f, 5 t, 6 t

- 3**   **WB p16** Read the story again and think. Colour the circles green for *yes* or red for *no*.


Key: Green: We can learn a lot about our family history when we listen to family stories. Red: Family stories are boring.

- 1**  **005**  **WB p17** Peter is telling Sophie about his week. What did he do with these people? Listen and write a letter in each box. There is one example.


Key: his teacher a, his cousins f, his mother h, his sister d, his friends c

- 1**  **WB p18** Read the text and answer the questions.

Key: 2 No, 3 No, 4 Events and dates, 5 Pictures, 6 Life cycles of plants and animals, events in stories

- 2**  **WB p18** Read the text and complete the timeline with the dates and important events.

Key: Roman alphabet invented, 100 CE, Printing invented, 1088 CE, 1440 CE

- 3**  **WB p19** Look at the timeline. Then complete the text.

Key: 2 Knights Hospitaller, 3 Order of the Garter, 4 1400s, 5 something important

- 1** WB p20 Match the questions with the answers.

Key: 2 d, 3 a, 4 f, 5 e, 6 b

- 2** WB p20 Look at Activity 1. Underline the mistakes. Then write the correct sentences.

Key: a dog – a(nother) cat, door was locked – window was closed, two nights later – the next night

- 1** WB p21 Look and draw lines to make sentences.

Key: 2 You mustn't take photos in the museum. 3 You must brush your teeth before bed.